

PPL Electric Business
Energy Efficiency Program








STRATEGIC ENERGY MANAGEMENT







Strategic Energy Management (SEM) is a **holistic approach to energy management** for business customers. Structured around a series of workshops and one-on-one sessions, SEM helps move your company's culture toward reducing energy waste and cutting greenhouse gas emissions, with a focus on continuous improvement.

What to expect

By using proven low- and no-cost energy-saving strategies – supported through coaching and technical guidance – SEM helps significantly reduce energy waste across midsize to large manufacturers, commercial office buildings, K-12 schools, higher education and healthcare facilities.

-  12-month cycle
-  Energy team formation
-  Monthly check-ins
-  One-on-one coaching
-  Group workshops and trainings
-  On-site assessment
-  Prioritized project list

-  Energy-saving best practices
-  Tools and resources
-  Tracks and forecasts energy performance
-  Incentive of \$0.02/kWh and \$200 per kW reduced

Typical projects

- Building controls
- Scheduling and space optimization
- Lighting level adjustments
- Leak detection and repair
- Reduce equipment runtime
- Adjusting equipment setpoints
- Removing unused equipment
- Equipment maintenance
- Improving shutdowns



Your next steps for SEM

Visit ppllectric.com/BusinessRebates or contact our team at 1-866-432-5501 or PPLBusiness@clearesult.com.



PPL Electric Utilities